

President
Jim Armstrong
207-725-5758

Secretary
Mike Farnsworth
207-729-7290



AMA Club Charter #2988

Vice President
Glenn Collins
207-547-2030

Treasurer
John Emery
207-841-4615

<http://www.downeastsoaring.org>

January 2010 issue of the DSC's "Quiet Happenings" Newsletter

Preface: This issue of the DSC "Quiet Happenings" Newsletter includes the Minutes of the 12 December 2009 meeting. On the way to the meeting Jim locked his house and the keys in his van which was running to get it warmed up for the long 1 mile ride to the meeting (grin). Luckily Jim had his cell phone. Frank Bennett and Fran Carignan were called and they came to his rescue. Thank you Frank and Fran. They took him to the meeting while Jim waited for AAA to come and unlock the van. Jim's meeting notes, computer, camera, magazines and Christmas present were locked in the van. Luckily Jay Wiley had his camera and took some nice pictures of the meeting. Thank you Jay.

Downeast Soaring Club Upcoming Events

Event	Date	Time	Location
January DSC Business Meeting	9 January 2010	9:30 AM doors open; 9:45 AM Business meeting, 11 AM show & tell	Topsham Public Library; 25 Foreside Road, Topsham
February 2010 DSC Business Meeting	TBD (Watch your e-mail)	TBD (Watch your e-mail)	TBD (Watch your e-mail)

Note: #1 Change to an event will be announced by e-mail and posted on the DSC web site as soon as it is known. Check your e-mail before coming to a DSC event.

DSC Meeting Minutes for 12 December 2009



INTRODUCTION: Jim introduced Steve Everett and asked him to tell the group a little bit about his interests. Steve is competitive control line flyer and attends competitive events. He said he loves the competing. He learned how to vacuum bag and work with composites so that he could build competitive composite control line planes. He learned a lot on his own, including hollow core construction. He is currently building a CNC machine and almost has it completed. Since, control line flyers are getting harder to find to socialize and fly with he decided to look into the DSC club. He would like to build a hollow core glider and is looking forward to flying with the Club. Steve provided John Emery with a completed DSC application and said he sent the Club dues via PayPal.

MEMBERS PRESENT: Paul Johnson, John Seredynski, Dick Rosenberg, Bob Berry, Fran Cardigan, Frank Bennett, Mike Farnsworth John Cheetham, Bob Constable, John Emery, Charlie Kerr, Jay Wiley and Jim Armstrong. Guest: Steve Everett



TREASURES REPORT:

TREASURER'S REPORT - DOWNEAST SOARING CLUB - DECEMBER 12, 2009

Balance forward from previous reporting of November 21, 2009	440.25
Prime Share Account included in above balance forward	(25.00)
Dues received	188.02
Dues received in PayPal account	12.32
Donation from DSC member Bob Berry	3.00
Funds available in Downeast Soaring Club Inc. checking account & PayPal account	618.59
Funds available in Downeast Soaring Club Inc. prime share account	25.00

TOTAL FUNDS AVAILABLE FOR DOWNEAST SOARING CLUB INC.

AS OF DECEMBER 12, 2009

643.59

RESPECTFULLY SUBMITTED:

John E. Emery

Treasurer

SECRETARY'S REPORT:

- Secretary Mike Farnsworth read some of the NEW AMA 2010 flying rules. He led a discussion on each one. Mike lead an interesting discussion and we should do it again as it was very beneficial.

OLD BUSINESS:

CLUB MEMBER IN HOSPITAL:

Background: Larry Smith sent the following e-mail:

Hi Jim, Just to let you know, I have been in the Hospital since the end of July with a spinal cord injury and I am now in Spaulding Rehabilitation Hospital in Boston learning how to walk again. I may be home some time in the middle of Oct. I will keep you informed. Larry
Jim asked if the Club wanted to send Larry some Club RC magazines to read. All members said yes. Club members wish Larry a speedy recovery. Email sent to Larry. Larry did not e-mail requesting any Club RC magazines.

UPDATE:

- Larry told Jim in an e-mail that he had the toes on his left foot removed.
- Club members asked Jim to send Larry a get well card.
- Jim asked Club member Dennis Karoleski's, if he wouldn't mind, to contact Larry, as he lives the closest to Larry. Dennis did contact Larry and here is what he said:

Hi James,

Just got off the phone with Larry. He's convalescing at home now but still has some mobility issues to overcome.

Merry Christmas

Dennis K

CLUB GLIDER:

Previously: Dick Rosenberg asked about what plans the Club had the Club Glider. We discussed it a little and will discuss it again when the keeper of the Club Glider is present (i.e., Paul Johnson).

UPDATE: Paul Johnson brought the plane to this meeting and gave it to Mike Farnsworth for safe keeping. Mike will maintain until the club wants to use it. Plan is to use it this summer.

FREE BUILDING BOARDS: Bob Constable gave Bob Berry a heavy duty laminated doors that would be great work bench tops. It came from a school classroom and is better than a regular door. Bob Constable said he has one more and will give it to the first person that asks him for it. So let him know now if you're interested. Anyone interested?

NEW BUSINESS:

CYBERSPACE RC SWAP:

- Jim said he had an inquiry from outside the club on an item in the clubs RC online swap meet. He will get the kit out and take some pictures of it for him to review.

From: Bill **Sent:** Friday, December 04, 2009 11:43 AM

Subject: Dynaflite Apogee

I'm inquiring about the Apogee sailplane on your website. Is it still available and is it in "new/unstarted " condition? I'm not always sure of the working of my e-mail so if you reply to this and don't hear back from me in a timely manner feel free to call me. Thank you, Bill Roth
Lake Worth, Fla.

- The following items have been added to the RC Swap list on the DSC Web Site:
 - John Seredynski donated a Gentle Lady glider kit to the Club. Club members felt a \$25 fee would be a fair price.
 - John Seredynski is selling an Electro streak Kit for \$30 w/o motor.

FROG CONSTRUCTION:

Club members John Seredynski, Bob Constable and Dick Rosenberg are building Frogs. This summer we plan on doing more combat with streamers. The Frogs are a great plane to have in your arsenal, as it is very durable and will fly in the wind when you wouldn't want to chance flying a more delicate plane. The picture shows Bob constable studying the plans. Jim made then all a copy of the plans. If anyone else would like one, just send Jim an e-mail.



INDOOR FLYING:

- Paul Johnson informed us that Pine Tree Academy in Freeport has a gym that we may be able to use for indoor flying. It has 30 a foot high ceiling.
- Jay Wiley want to remind us that the Portland Propsnappers was having an indoor flying event today at a 100 by 100 facility from 4 to 6 at Happy Tails, 119 Bishop Street, Portland. Event is open to all AMA members for \$10 per pilot. **EVERY OTHER Saturday 4-6 pm** See the Propsnappers website for flyer for dates: http://propsnappers.org/letters/indoorfly09_10.pdf


DSC FREE MAGAZINE RAFFLE:

- Each attendee at the DSC meetings won a free magazine.
- Jim informed members that the Club's subscription to the "Quiet & Electric Flight International" magazine would be renewed. Everyone was in agreement.



DSC DRAWING LIBRARY:

Jim showed the following drawing which will be added to the DSC Drawing Library for member checkout.


NAME	TYPE	SPAN	DESCRIPTION
Sopwith 1 ½ Strutter IPS 	Electric	27 Inch span	A 27 inch slowly sport-scale WW1 biplane for IPS motor, and 3 function R/C.

OFFICER ELECTIONS: Nominations for 2010 Club Officers were opened. No one, other than current officers, was interested in running for any of the positions. Elections closed. One ballot cast for current slate of officers. Elected Unanimously.

SCALE SLOPE SOARING:

Charlie Kerr said there are beautiful scale sailplanes on the web. He said to go to Williams Wild Weekends Videos where you will see some 3.5 meter sailplanes slope soared.

[HTTP://WWW.SCALESOARING.CO.UK/GALLERY/GALLERY.HTML](http://www.scalesoaring.co.uk/gallery/gallery.html)

[Williams Wild Weekends Videos](#) Chris has placed a number of his videos on 

FREE RC STUFF:

Jay Wiley brought in some free stuff that was his father's and gave it away: Duraplane fuselage, Watt Age Ezette - EP RC plane, Infinity 600 radio,



Protec charger ac/dc Pro boat 2 channel transmitter with receiver and speed controller for a boat. Eflight radio for parts, wall chargers and other miscellaneous items. Thank You Jay Wiley.



YANKEE SWAP: At the December DSC meeting we had a Gift Exchange, just like we have done many times in the past. If you brought a present, you got to exchange it for another present. We had lots of laughs.



SHOW AND TELL

SUPER FROG CONSTRUCTION:

Dick Rosenberg showed us his super Frog he was building.

From: dick Rosenberg **Sent:** Thursday, December 31, 2009 6:55 PM

To: JAMES ARMSTRONG

Subject: SUPER FROG (5 PLY)



Jim,

I just sent you a lot of photos of the building of the "Super Frog"...the one you suggested I build (5Ply!) Here is the finished product. This has to fly well because, remember, it was your idea. It's pretty heavy but the extra wing length and a good big 2 cell Li-Po with that motor should do the trick. All we need now is some good weather.



Check the leading edge and under the center of the wing; both reinforced with carbon. Even had a small piece left over so I hot glued it to the bottom, on the rear. (Think I may need an air scoop on the top to cool the ESC?)

Dick

- BLADE INDOOR RC HELICOPTER:

John Serebinski showed us his Blade indoor RC helicopter. John loves the way it flies.





- **LIPO-GUARD BAG:**

Jim showed us his LP-Guard bags that he uses to contain his Lipos during charging, transportation and storage. This lipo-guard is a fireproof bag, designed to stop and contain the fire caused by incorrectly or poorly functioning lipos, especially during charging. Never leave a charging battery unattended. The LP-Guard is made from a fiberglass woven fabric. Similar to fireproof suits worn by some firefighters.



- **FIREPROOF SAFE:**

Jim showed a fireproof safe he is using to store and transport Lipo batteries in. He got the idea from one of the Electric RC flyers he met in Arizona. Never leave a charging battery unattended. They are using the safe during charging also.



PRESIDENTS

(JIM



CORNER

ARMSTRONG):

Friendly reminder to check your e-mail before leaving to attend a meeting/event as it may have been cancelled because of weather, sickness, personal conflicts or other reasons.

Member Projects:

- **JACK PIGNOLO'S "ORAGAMI-E":**

Previously: Jack Pignolo completed another neat project called "Oragami-E". Here is what he said; "Hi Jim, Well we are back in Texas, The weather this time of year is why we are here. 75 to 80 during the day, 40 to 50 at night.... Gloat Gloat!!! Sorry.... Attached are three photos of my latest in unusual planes. An old favorite made to fly R/C with electric motor. Oragami-E, which is what I call my latest creation. It can be built in about one hour if you are use to working with hot melt glue and 1/4" blue core fan fold. Wing loading is only 3oz per sq foot, so it is a calm wind only toy. I will send you a U tube video later. How do I pay my dues using Pay Pal???? Happy Thanksgiving, and a very Merry Christmas to you an yours. Thanks Jim that will do it.... Later Jack Pignolo

UPDATE:

From: JACK PIGNOLO **Sent:** Monday, December 14, 2009 4:38 PM

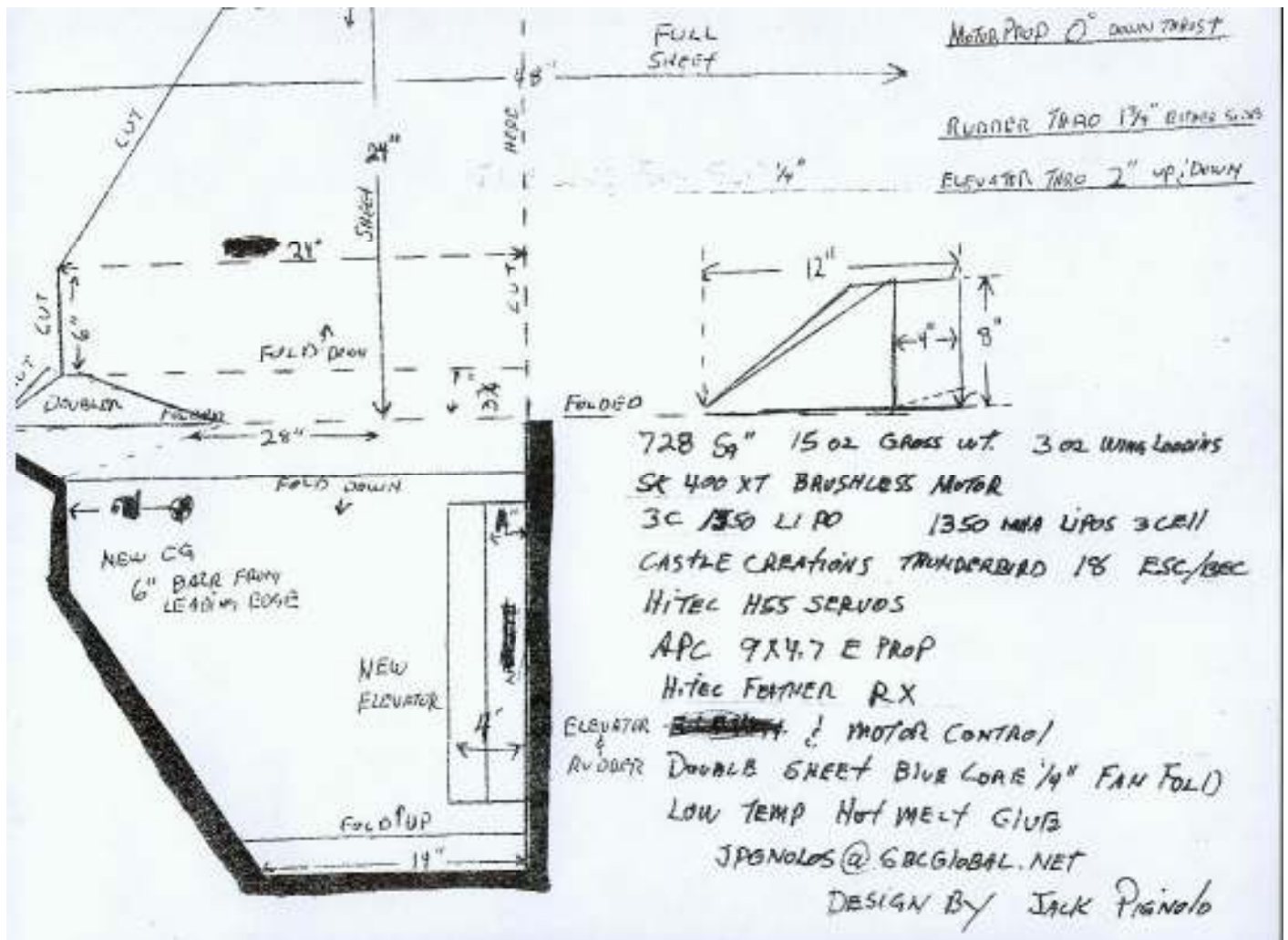
Subject: Origami-E2

Jim, This is to advise all that I had to make several major changes to the Origami-E2. Attached are photos and new plans.

The reason being that it did not like to fly with **Elevon** control. It took 5 crashes to convince me. I can not explain why. It makes no sense to me but 5 crashes do tend to get your attention. It became very sensitive to power changes, and would snap at the blink of eye. I enlarged the elevators, and added a large rudder, moved the CG forward 1/2 inch. The good news is now it flies like a dream. Soon as I can get some one to hold my video cam I will send a video of it flying. It is not as clean looking as the original, but flies ten times better. **Any engineer care to offer a suggestion????**

Take care... Jack Pignolo





JACK PIGNOLO ORIGAMI-E2 FLIES:

Jack sent us a video of it flying. Check it out:

From: JACK PIGNOLO **Subject:** Flight of the Origami E2

Please make note of the modifications... Conventional controls Rudder Elevator, Motor.

Very easy to fly in calm winds.....

See the video here: <http://www.youtube.com/watch?v=DSn64GLzFSg>

Happy New Year,

Jim